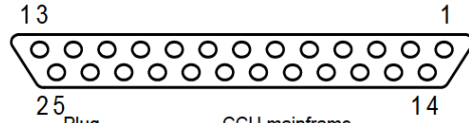


Hitachi CU-HD-1300FT Communications D-Sub-25F



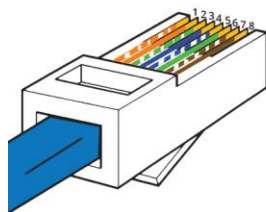
Plug		CCU mainframe		
Pin	Signal	Pin	Signal	
13		13	SYS2	
12		12	SYS1	
11		11	SYS0	
10		10	PD OUT (C)	2W : OUT/IN(C)
9		9	PD OUT (H)	2W : OUT/IN(H)
8		8	PD SHIELD	
7		7	PD IN (C)	2W : NC
6		6	PD IN (H)	2W : NC
5		5	ENG OUT (C)	2W : OUT/IN(C)
4		4	ENG OUT (H)	2W : OUT/IN(H)
3		3	ENG SHIELD	
2		2	ENG IN (C)	2W : NC
1		1	ENG IN (H)	2W : NC
25		25	GND	
24		24		
23		23	NC	
22		22	TALLY COMMON	→TALLY COMM
21		21	G TALLY IN	→G TALLY IN
20		20	R TALLY IN	→R TALLY IN
19		19	NC	
18		18	PGM2 IN(C)	
17		17	PGM2 IN (H)	
16		16	PGM SHIELD	
15		15	PGM1 IN(C)	
14		14	PGM1 IN (H)	

Optional PGM input requires connection to additional MVX 4-wire

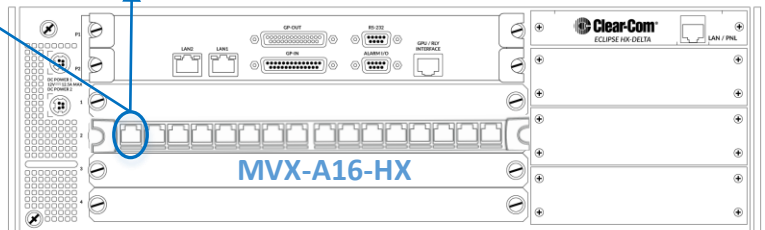

Clearcom MVX analog 4-Wire port

Pin	Function	Color
1	Not Used	
2	Not Used	
3	Audio Out (+)	Gn/Wh
4	Audio In (+)	Blue
5	Audio In (-)	Blue/Wh
6	Audio Out (-)	Green
7	Not Used	
8	Not Used	

RJ45 Pinout T-568B



1. White Orange	5. White Blue
2. Orange	6. Green
3. White Green	7. White Brown
4. Blue	8. Brown



Eclipse HX- Delta