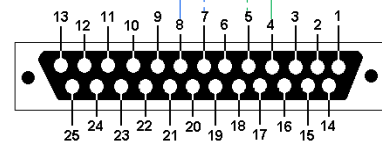
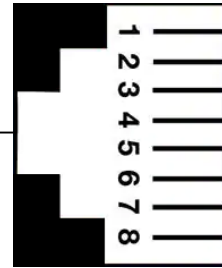


Clear-Com 4-Wire Intercom RJ45



Adapter Cable RJ45-M > DB25-F

RJ45
4-Wire



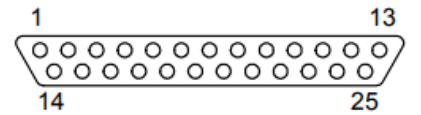
Hitachi CU-HD500 4-Wire Intercom DB25 Pinout



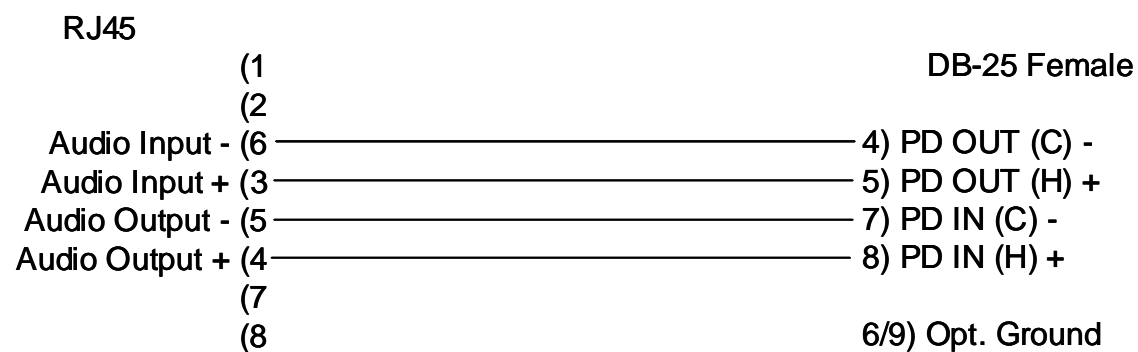

CU-HD500 Rear Panel



COMMUNICATION (25pin D-sub male:RDBD-25P-LNA(4-40)(55))



RJ45	Color	Signal
Pin 1	O/W	RS-422 RX
Pin 2	O	RS-422 RX
Pin 3	G/W	Intercom RX +
Pin 4	B	Intercom TX +
Pin 5	B/W	Intercom TX -
Pin 6	G	Intercom RX -
Pin 7	B/W	RS-422 TX
Pin 8	B	RS-422 TX



Plug	Pin	CU mainframe	Signal
	1	1	SYS2
	2	2	SYS1
	3	3	SYS0
	4	4	PD OUT (C)
	5	5	PD OUT (H)
	6	6	PD SHIELD
	7	7	PD IN (C)
	8	8	PD IN (H)
	9	9	ENG OUT (C)
	10	10	ENG OUT (H)
	11	11	ENG SHIELD
	12	12	ENG IN (C)
	13	13	ENG IN (H)
	14	14	GND
	15	15	
	16	16	NC
	17	17	TALLY COMMON
	18	18	G TALLY IN
	19	19	R TALLY IN
	20	20	NC
	21	21	PGM2 IN(C)
	22	22	PGM2 IN (H)
	23	23	PGM SHIELD
	24	24	PGM1 IN(C)
	25	25	PGM1 IN (H)

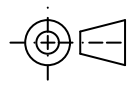
2W : OUT/IN(C)
2W : OUT/IN(H)
2W : NC
2W : OUT/IN(C)
2W : OUT/IN(H)
2W : NC
2W : NC
→TALLY COMM
→G TALLY IN
→R TALLY IN

Note Set dip-switches to 4-wire and Clear-Com modes.

Dip Switches: CCU Mainframe
 SW 18,20: Left 4wire
 SW 19,21: Down 4wire
 SW 1 – No.6: Down Clear-Com

A3

NOT TO SCALE



3rd ANGLE

DRAWN BY: Jonathan Sorensen

FILE LOCATION: Not specified

DATE: 09/03/2019

This drawing/specification is the property of Clear-Com LLC and may not be reproduced or disclosed to a third party in any form without the written permission of the company



Clear-Com, LLC
 1301 Marina Village Parkway, Suite 105
 Alameda, California 94501
 United States
 Tel: +1.510.337.6600 or 1.800.462.HELP (4357)
 Fax: +1.510.337.6699
 Email: SalesSupportUS@clearcom.com

TITLE: **Clear-Com 4-Wire**
To Hitachi CU-HD500 CCU DB25

ISSUE: v1.0