











v2.0 Helixnet Main Station/Remote Station display icons and indicators		
Name	Icon	Description
Channel label		A descriptive name for the channel. The maximum length is 10 characters.
Channel listen volume level		The volume of the channel audio.
Link		Appears on the Main Station when linking is enabled.
Broken link		Appears on the Main Station when a connection to a another Main Station is lost.
Pair		Appears on the Remote Station and Speaker Station when it is connected properly over Ethernet.
Broken pair		Flashes on the Remote Station and Speaker Station when the Ethernet connection is not configured properly.
Signal strength		Appears on the Remote Station, Speaker Station and beltpack. One to five bars indicate the strength of the signal from the Main Station.
Locked	Locked	Appears on the beltpack when you try to access the menu while the menu has been locked at the Main Station.
Mute		Appears on the Main Station, Remote Station and Speaker Station when the rotary control for any channel on the Main/Remote Station is pressed.
Opto		Appears on the Main Station and Remote Station close to the Call or Talk button if it is associated with an Opto.
Relay		Appears on the Main Station and Remote Station close to the Call or Talk button if it is associated with a Relay.
PGM	PGM	Appears on the Main Station, Remote Station, Speaker Station and beltpack when a program input is assigned to a channel.
IFB	IFB	Appears on the Main Station, Remote Station, Speaker Station and beltpack when a program input is assigned to a channel and IFB is enabled.
2W/4W	2W/4W	Appears on the Main Station, Remote Station and Speaker Station when a 2W/4W input is assigned to a channel.
LIM	LIM	Appears on the Main Station, Remote Station, Speaker Station and beltpack when the headset limiter is enabled.

MainStation/Remote Station display icons and indicators