

Intercom connector pins

- 1 Common
- 2 Power (15V-30V)
- 3 Signal

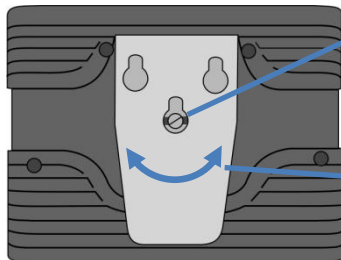


Headset connector pins

- 1 Mic- / DC-
- 2 Mic+
- 3 Spkr-
- 4 Spkr+ / DC+ (15V nom 20mA)

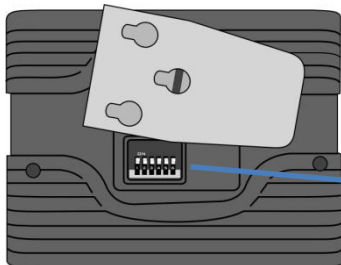


DIP Switch settings & Sidetone adjustment

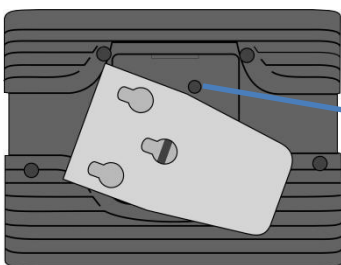
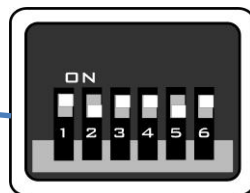


Loosen slotted screw inside keyhole in belt clip, on back of belt pack.

Swivel belt clip and slide it up and down to expose DIP switch and sidetone adjustment.



DIP switch



Sidetone adjustment

Use small, flat-blade screwdriver to adjust screw inside hole.

DIP Switch settings

* = defaults

- 1 Select
 - * **ON** = Dynamic
 - OFF** = Electret
- 2 Headset Output Level
 - ON** = High
 - * **OFF** = Low
- 3 Min Volume
 - * **ON** = Silent at min level
 - OFF** = Not silent at min level
- 4 LEDs On/Off
 - * **ON** = LEDs normal operation
 - OFF** = All LEDs dark
- 5 Call-on Talk Enable
 - ON** = Call occurs when talk on
 - * **OFF** = No call when talk on
- 6 Talk Latch Enable
 - * **ON** = Latch enabled
 - OFF** = Latch disabled

Cut

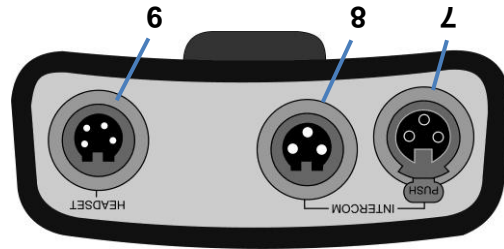
Final assembly in U.S.A.

Fold

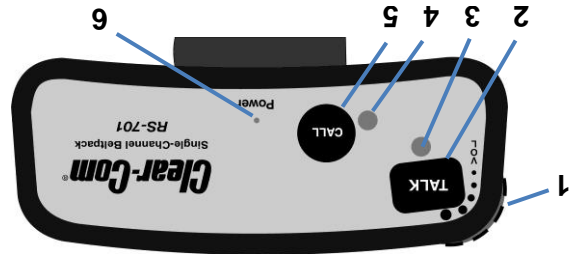
Fold

Cut

- 9 Headset cable receptacle (4-pin XLR male)
- 8 Intercom cable receptacle (3-pin XLR male)
- 7 Intercom cable receptacle (3-pin XLR female)



- 1 Volume control – rotates to adjust volume level
- 2 Talk button – talk to all on intercom channel
- 3 Press and hold while talking, or tap to latch on
- 4 Talk LED – lights when intercom channel active
- 5 Call LED – lights when call button is pressed
- 6 Call button – alerts all on intercom channel
- 7 Power LED – lit while beltpack power is on



Controls, LEDs & Connectors

Fold

The Clear-Com product that you have purchased is covered by the Clear-Com Standard Limited Warranty, the terms and conditions of which can be found at www.clearcom.com/support/warranty-support-policies.

We encourage you to review the Standard Limited Warranty to determine its coverage, exclusions from coverage and duration.

EXCEPT AS SET FORTH IN THE STANDARD LIMITED WARRANTY, CLEAR-COM MAKES NO WARRANTIES REGARDING THE PRODUCT, EXPRESS, IMPLIED OR STATUTORY, INCLUDING WITHOUT LIMITATION ANY WARRANTIES OF MERCHANTABILITY, NONINFRINGEMENT OF THIRD PARTY RIGHTS, OR FITNESS FOR A PARTICULAR PURPOSE, ALL OF WHICH ARE EXPRESSLY DISCLAIMED.

For your own records, complete the following information:

Serial number _____

Purchase date _____

Reseller _____



RS-701 BELTPACK QUICK REFERENCE GUIDE

www.clearcom.com

HME# 399G034
Rev A 3/20/13

Cut

Cut